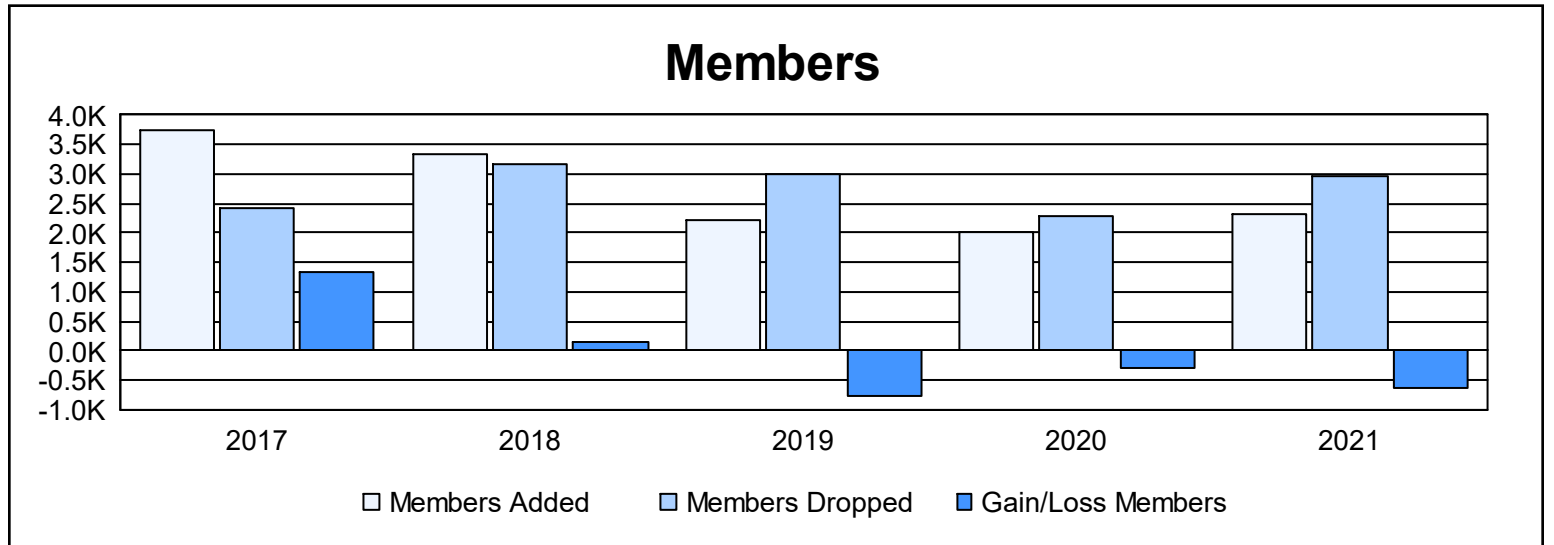
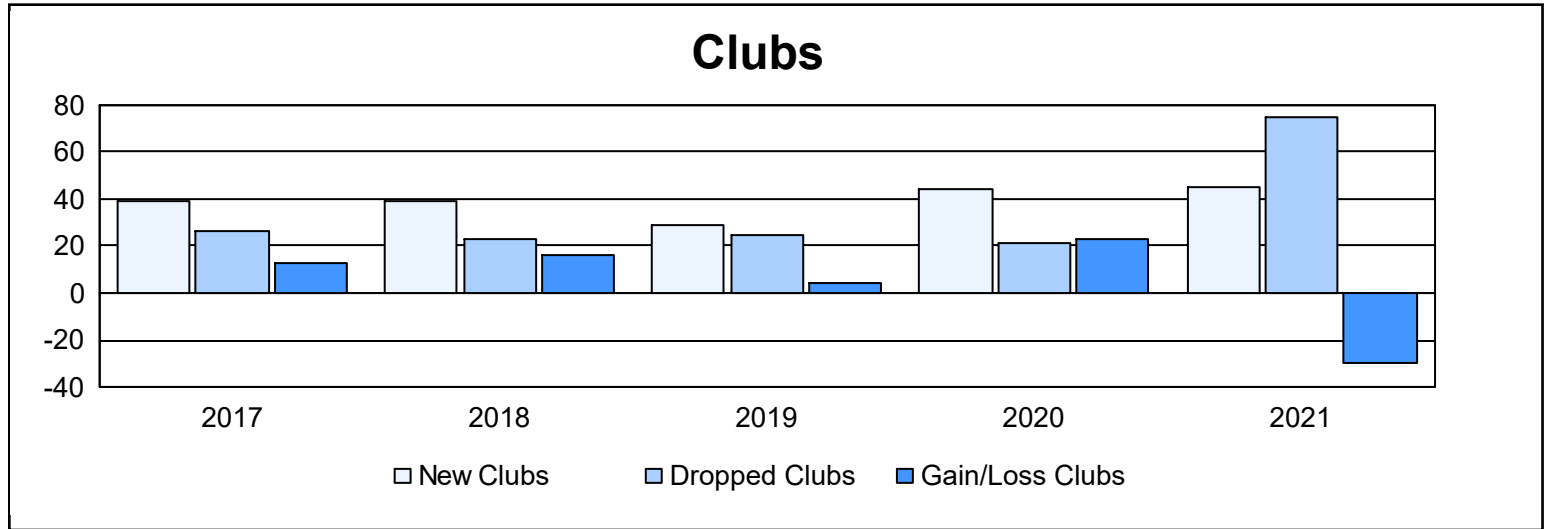
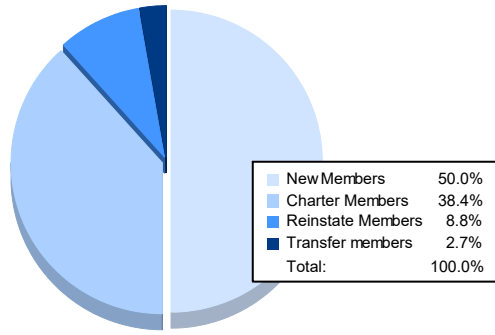


Year	New Clubs	Dropped Clubs	Gain/ Loss Clubs	New Members	Charter Members	Reinstate Members	Transfer Members	Total Member Added	Total Members Dropped	Gain/ Loss Members
2016-2017	39	26	13	2,536	1,023	166	21	3,746	2,427	1,319
2017-2018	39	23	16	2,003	1,010	224	98	3,335	3,181	154
2018-2019	29	25	4	1,310	750	123	46	2,229	2,997	-768
2019-2020	44	21	23	1,099	683	153	65	2,000	2,291	-291
2020-2021	45	75	-30	1,167	897	206	63	2,333	2,976	-643
Average	39	34	5	1,623	873	174	59	2,729	2,774	-46



Membership Composition June 2021 Cumulative



Gender Composition June 2021 Cumulative

